

**Consolidated and Separate
Financial Statements (Un-audited)
Doreen Power Generations and Systems Limited**


As at and for the half year ended 31 December 2024

Doreen Power Generations and Systems Limited and its subsidiaries
Consolidated Statement of Financial Position (Un-Audited)
As at 31 December 2024

	Notes	31.12.2024 Taka	30.06.2024 Taka
ASSETS			
Non-Current Assets			
Property, plant and equipment	4(a)	12,271,835,879	12,929,763,407
Right of Use (ROU) Assets	5(a)	19,841,788	23,537,927
Investments	6(a)	31,731,225	714,898
Current Assets		13,350,517,376	11,797,684,069
Inventories	7(a)	2,887,229,781	2,668,165,744
Trade and other receivables	8(a)	6,434,134,764	5,644,161,525
Advance, deposit and prepayments	9(a)	98,673,626	80,475,734
Current A/c (Receivable) with subsidiaries and sister concerns	10(a)	3,553,634,512	3,318,927,118
Cash and bank balance	11(a)	376,839,688	40,953,948
TOTAL ASSETS		25,673,926,269	24,751,700,302
EQUITY AND LIABILITIES			
EQUITY			
Share capital	12	1,811,189,010	1,811,189,010
Share premium	13	361,849,889	361,849,889
Retained earnings	14(a)	6,995,331,499	6,692,184,716
Revaluation surplus	15	112,723,917	112,723,917
Non- controlling interest	16	60,258,922	57,461,664
Total Equity		9,341,353,236	9,035,409,195
LIABILITIES			
Non-Current Liabilities			
Long term loan net off current maturity	17(a)	5,162,419,933	5,641,646,169
Lease liability	18(a)	16,021,505	18,580,064
Deferred revenue	19(a)	179,477,130	179,477,130
Deferred tax liability	20	30,633,981	30,633,981
Assets retirement obligation	21	2,500,000	2,500,000
Current Liabilities		10,941,520,485	9,843,453,763
Trade payables	22(a)	765,050,703	733,088,887
Current portion of long term loan	23(a)	923,873,621	942,911,511
Current portion of lease liability	24(a)	9,257,500	10,757,500
Current A/C (Payable) with subsidiaries and sister concerns	25(a)	-	-
Short term loan	26(a)	8,707,475,469	7,685,913,224
Interest payable	27	259,224,333	247,422,295
Unclaimed dividend	28	61,990,810	1,586,145
Liabilities for expenses and others	29(a)	212,169,463	220,904,671
Provision for income tax	30(a)	2,478,586	869,531
TOTAL LIABILITIES		16,332,573,034	15,716,291,106
TOTAL EQUITY AND LIABILITIES		25,673,926,269	24,751,700,302
Consolidated Net Assets Value (CNAV) per share	31(a)	51.24	49.57


The annexed notes from 1 to 41 form an integral part of these Consolidated Financial Statements.


Company Secretary


Chief Financial Officer


Director

Dhaka,
29 January 2025


Managing Director


Chairman

Doreen Power Generations and Systems Limited and its subsidiaries
Consolidated Statement of Profit or Loss and Other Comprehensive Income (Un-Audited)
For the half-year ended 31 December 2024

Notes	01 Jul 2024 to 31 Dec 2024		01 Jul 2023 to 31 Dec 2023		01 Oct 2024 to 31 Dec 2024		01 Oct 2023 to 31 Dec 2023	
	Taka		Taka		Taka		Taka	
Revenue	7,856,888,597	7,032,185,782	7,032,185,782	2,627,021,914	2,627,021,914	2,627,021,914	2,709,567,674	
Less: Cost of sales	6,100,996,549	5,323,148,958	5,323,148,958	1,783,641,109	1,783,641,109	1,783,641,109	1,947,833,348	
Gross profit	1,755,892,047	1,709,036,824	1,709,036,824	843,380,805	843,380,805	843,380,805	761,734,326	
Less: General and administrative expenses	102,030,800	138,985,211	138,985,211	52,474,539	52,474,539	52,474,539	53,811,057	
Gross operating profit for the period	1,653,861,247	1,570,051,613	1,570,051,613	790,906,266	790,906,266	790,906,266	707,923,269	
Less: Financial expense	1,274,055,899	1,053,318,800	1,053,318,800	697,552,546	697,552,546	697,552,546	520,846,713	
Net operating profit for the period	379,805,348	516,732,813	516,732,813	93,353,720	93,353,720	93,353,720	187,076,556	
Add: Non-operating income	5,861,752	571,205	571,205	4,845,340	4,845,340	4,845,340	335,446	
Less: Loss on sale of non-current assets	17,634,502	-	-	-	-	-	-	
Net profit before income tax	368,032,598	517,304,018	517,304,018	98,199,059	98,199,059	98,199,059	187,412,002	
Less: Income tax expense	1,609,056	1,867,389	1,867,389	1,336,945	1,336,945	1,336,945	101,495	
Net profit after income tax	366,423,542	515,436,629	515,436,629	96,862,115	96,862,115	96,862,115	87,310,507	
Other comprehensive income for the year	-	-	-	-	-	-	-	
Total comprehensive income	366,423,542	515,436,629	515,436,629	96,862,115	96,862,115	96,862,115	87,310,507	
Profit Attributable to:								
Shareholders of the Company	363,626,284	513,196,938	513,196,938	96,078,561	96,078,561	96,078,561	186,502,097	
Non controlling interest	2,797,258	2,239,691	2,239,691	783,553	783,553	783,553	808,410	
Consolidated Earning Per Share (CEPS)	2.01	2.83	2.83	0.53	0.53	0.53	1.03	

The annexed notes from 1 to 41 form an integral part of these Consolidated Financial Statements.


Company Secretary


Chief Financial Officer


Director

Dhaka,
 29 January 2025


Managing Director


Chairman

Doreen Power Generations and Systems Limited and its subsidiaries
Consolidated Statement of Changes in Equity (Un-Audited)

For the half-year ended 31 December 2024

Particulars	(Amount in Taka)						
	Share capital	Share Premium	Revaluation surplus	Retained earnings	Sub-Total	Non controlling interest	Total Equity
Balance as at 01 July 2024	1,811,189,010	361,849,889	112,723,917	6,692,184,716	8,977,947,532	57,461,664	9,035,409,196
Net profit for the year	-	-	-	363,626,284	363,626,284	2,797,258	366,423,542
Cash dividend for the year 2023-2024	-	-	-	(60,479,502)	(60,479,502)	-	(60,479,502)
Balance as at 31 December 2024	1,811,189,010	361,849,889	112,723,917	6,995,331,499	9,281,094,314	60,258,922	9,341,353,236
Balance as at 01 July 2023	1,811,189,010	361,849,889	566,963,968	6,401,925,205	9,141,928,071	52,314,458	9,194,242,530
Net profit for the year	-	-	-	513,196,938	513,196,938	2,239,691	515,436,629
Cash dividend for the year 2022-2023	-	-	-	(66,527,452)	(66,527,452)	-	(66,527,452)
Revaluation surplus realized (Depreciation on increased value of assets due to revaluation)	-	-	(14,653,787)	14,653,787	-	-	-
Balance as at 31 December 2023	1,811,189,010	361,849,889	552,310,181	6,863,248,478	9,588,597,558	54,554,149	9,643,151,707

The annexed notes from 1 to 41 form an integral part of these Consolidated Financial Statements.

Dhaka,
29 January 2025



Company Secretary



Chief Financial Officer



Director



Managing Director




Chairman

Doreen Power Generations and Systems Limited and its subsidiaries
Consolidated Statement of Cash Flows (Un-Audited)
For the half-year ended 31 December 2024

	01 Jul 2024 to 31 Dec 2024 Taka	01 Jul 2023 to 31 Dec 2023 Taka
A. Cash flows from operating activities		
Received from customers	7,214,890,297	5,660,264,644
Payment to suppliers and others	(5,825,519,684)	(5,177,093,293)
Payment for direct expenses and administrative expenses	(117,644,189)	(100,391,229)
Cash generated from operating activities	1,271,726,424	382,780,123
Financial expenses paid	(1,196,302,459)	(662,085,866)
Income tax paid	(241,539)	(1,998,852)
Net cash flow from operating activities	75,182,426	(281,304,595)
B. Cash flows from investing activities		
Acquisition of property, plant and equipment	(20,496,844)	(8,698,221)
Encashment of/(investment in) FDR	(31,016,327)	10,308,588
Interest income received	2,881,808	1,047,119
Received from/(Paid to) subsidiaries and sister concerns	(234,707,394)	(763,782,347)
Received from sale of non-current asset	85,450,000	-
Net cash flow used in investing activities	(197,888,758)	(761,124,860)
C. Cash flows from financing activities		
Received from/(Repayment of) short term loan	956,931,034	1,383,268,323
Received from/(Repayment of) long term loan	(498,264,126)	(372,398,742)
Dividend paid	(74,836)	(21,374)
Net cash used in financing activities	458,592,072	1,010,848,207
D. Net (decrease)/increase in cash and bank balance (A+B+C)	335,885,740	(31,581,248)
E. Effects of exchange rate changes on cash and cash equivalents	-	-
F. Cash and bank balances at beginning of the year	40,953,948	84,396,420
G. Cash and bank balances at the end of the year	376,839,688	52,815,172
Consolidated Net Operating Cash Flow Per Share (CNOCFPS) [Note: 39(a)]	0.42	(1.55)


The annexed notes from 1 to 41 form an integral part of these Consolidated Financial Statements.


Company Secretary


Chief Financial Officer


Director

Dhaka,
29 January 2025


Managing Director



Chairman

Doreen Power Generations and Systems Limited
Statement of Financial Position (Un-Audited)
As at 31 December 2024

	Notes	31.12.2024 Taka	30.06.2024 Taka
ASSETS			
Non-Current Assets			
Property, plant and equipment	4	738,057,111	957,324,382
Right of Use (ROU) Assets	5	1,167,531	1,751,295
Investments	6	3,908,976,000	3,908,976,000
		4,648,200,642	4,868,051,677
Current Assets			
Inventories	7	91,622,643	91,622,643
Trade and other receivables	8	421,349,509	305,799,509
Advance, deposit and prepayments	9	16,105,719	20,824,442
Current A/c (Receivable) with subsidiaries and sister concerns	10	2,540,433,486	2,442,117,647
Cash and bank balances	11	40,559,566	3,622,961
		3,110,070,923	2,863,987,202
TOTAL ASSETS		<u>7,758,271,565</u>	<u>7,732,038,879</u>
EQUITY AND LIABILITIES			
Shareholders' Equity			
Share capital	12	1,811,189,010	1,811,189,010
Share premium	13	361,849,889	361,849,889
Retained earnings	14	477,512,132	582,053,273
Revaluation surplus	15	112,723,917	112,723,917
		2,763,274,948	2,867,816,089
Non-Current Liabilities			
Lease liability	18	1,404,502	561,724
Deferred tax liability	20	30,633,981	30,633,981
Assets retirement obligation	21	2,500,000	2,500,000
		34,538,483	33,695,705
Current Liabilities			
Trade payable	22	661,539,143	705,854,902
Current portion of lease liability	24	-	1,500,000
Current A/C (Payable) with subsidiaries and sister concerns	25	4,204,064,864	4,073,439,264
Unclaimed dividend	28	61,990,810	1,586,145
Liabilities for expenses and others	29	32,227,875	47,524,502
Provision for income tax	30	635,441	622,273
		4,960,458,134	4,830,527,086
TOTAL LIABILITIES		<u>4,994,996,617</u>	<u>4,864,222,791</u>
TOTAL EQUITY AND LIABILITIES		<u>7,758,271,565</u>	<u>7,732,038,879</u>
Net Assets Value (NAV) per share	31	<u>15.26</u>	<u>15.83</u>

The annexed notes from 1 to 41 form an integral part of these Financial Statements.


Company Secretary


Chief Financial Officer


Director

Dhaka,
29 January 2025


Managing Director


Chairman

Doreen Power Generations and Systems Limited

Statement of Profit or Loss and Other Comprehensive Income (Un-Audited)

For the half-year ended 31 December 2024

	01 Jul 2024 to 31 Dec 2024 Taka	01 Jul 2023 to 31 Dec 2023 Taka	01 Oct 2024 to 31 Dec 2024 Taka	01 Oct 2023 to 31 Dec 2023 Taka
Revenue	-	1,052,927,306	-	445,039,119
Less: Cost of sales	2,169,354	872,439,473	1,042,837	370,742,592
Gross profit	(2,169,354)	180,487,832	(1,042,837)	74,296,526
Less: General and administrative expenses	23,309,814	22,494,023	13,928,223	9,410,708
Gross operating profit for the period	(25,479,168)	157,993,809	(14,971,060)	64,885,819
Less: Financial expense	993,325	90,957,574	742,710	53,028,179
Net operating profit for the period	(26,472,493)	67,036,235	(15,713,770)	11,857,639
Add: Non-operating income	58,525	203,510	(89,525)	(11,479)
Less: Loss on sale of non-current assets	17,634,502	-	-	-
Profit before income tax	(44,048,470)	67,239,745	(15,803,296)	11,846,160
Less: Income tax expense	-	-	-	-
Current tax expense	13,168	45,790	(20,143)	(2,583)
Net profit after income tax	(44,061,639)	67,193,955	(15,783,152)	11,848,743
Other comprehensive income	-	-	-	-
Total comprehensive income	(44,061,639)	67,193,955	(15,783,152)	11,848,743
Earning Per Share (EPS)	(0.24)	0.37	(0.09)	0.07

The annexed notes from 1 to 41 form an integral part of these Financial Statements.



Company Secretary


Chief Financial Officer


Director

Dhaka,
29 January 2025


Managing Director


Chairman

Doreen Power Generations and Systems Limited

Statement of Changes in Equity (Un-Audited)

For the half-year ended 31 December 2024

Particulars	(Amount in Taka)				
	Share capital	Share Premium	Revaluation surplus	Retained earnings	Total Equity
Balance as at 01 July 2024	1,811,189,010	361,849,889	112,723,917	582,053,273	2,867,816,088
Net profit for the year	-	-	-	(44,051,539)	(44,061,639)
Cash dividend for the year 2022-2023	-	-	-	(60,479,502)	(60,479,502)
Balance as at 31 December 2024	1,811,189,010	361,849,889	112,723,917	477,512,132	2,763,274,948
Balance as at 01 July 2023	1,811,189,010	361,849,889	566,963,968	1,167,939,180	3,907,992,047
Net profit for the year	-	-	-	67,193,955	67,193,955
Cash dividend for the year 2022-2023	-	-	-	(66,527,452)	(66,527,452)
Revaluation surplus realized (Depreciation on increased value of assets due to revaluation)	-	-	(14,653,787)	14,653,787	-
Balance as at 31 December 2023	1,811,189,010	361,849,889	552,310,181	1,183,319,469	3,908,658,550

The annexed notes from 1 to 41 form an integral part of these Financial Statements.

Dhaka,


29 January 2025


Company Secretary


Chief Financial Officer


Director


Managing Director


Chairman

Doreen Power Generations and Systems Limited
Statement of Cash Flows (Un-Audited)
For the half-year ended 31 December 2024

	01 Jul 2024 to 31 Dec 2024 Taka	01 Jul 2023 to 31 Dec 2023 Taka
A. Cash flows from operating activities		
Received from customers	-	917,136,786
Payment to suppliers and others	(41,221,288)	(445,396,377)
Payment for general and administrative expenses	(38,554,956)	(19,630,979)
Cash generated from operating activities	(79,776,244)	452,109,430
Financial expenses paid	(900,517)	(90,809,412)
Income tax paid	(130,053)	(239,869)
Net cash flow from operating activities	(80,806,844)	361,060,149
B. Cash flows from investing activities		
Interest received	58,525	697,343
Received from sale of non-current asset	85,450,000	-
Received from/(paid to) subsidiaries and sister concerns	32,309,761	(280,134,324)
Encashment of/(Investment in) FDRs	-	10,308,088
Net cash (used in)/cash flow from investing activities	117,818,286	(269,128,893)
C. Cash flows from financing activities		
Received from/(repayment of) short term loan	-	134,519
Repayment of long term loan	-	(94,279,190)
Dividend paid	(74,836)	(21,374)
Net cash used in financing activities	(74,836)	(94,166,045)
D. Net (decrease)/increase in cash and bank balances (A+B+C)	36,936,605	(2,234,788)
E. Effects of exchange rate changes on cash and cash equivalents	-	-
F. Cash and bank balances at beginning of the year	3,622,961	4,958,911
G. Cash and bank balances at the end of the year	40,559,566	2,724,123
Net Operating Cash Flow Per Share (NOCFPS)	(0.45)	1.99

(Note: 39)


The annexed notes from 1 to 41 form an integral part of these Financial Statements.


Company Secretary


Chief Financial Officer


Director

Dhaka,
29 January 2025


Managing Director


Chairman

DOREEN POWER GENERATIONS AND SYSTEMS LIMITED
Notes to the Consolidated & Separate Financial Statements
As at and for the 2nd quarter ended 31 December 2024

1. Reporting entity

Doreen Power Generations and Systems Limited ("the Company") was incorporated on 20 August 2007 as a private Company limited by shares and converted into a public limited Company on 29 October 2011. The Company has been listed with Dhaka Stock Exchange (DSE) and Chattogram Stock Exchanges (CSE) since 30 March 2016. The Company has three 22 MW Gas Fired Power Plant at Feni, Tangail and Narsingdi on Build Own and Operate (BOO) basis for a term of 15 years". These plants are supplying electricity to Bangladesh Power Development Board (BPDB) and Bangladesh Rural Electrification Board (BREB) as per PPA signed with these two government bodies. Besides these, The Company holds almost 100% shares of three subsidiary companies of total 225 MW HFO based power plants.

The registered office of the Company is situated at Walsow Tower, 21, Kazi Nazrul Islam Avenue, Dhaka-1000 and the operational Headquarter is located at House # 192/A, Road # 01, Mohakhali DOHS, Dhaka - 1206.

The Company has been listed with Dhaka Stock Exchange (DSE) and Chottagram Stock Exchanges (CSE) since 30 March 2016.

Dhaka Northern Power Generations Limited, Dhaka Southern Power Generations Limited and Chandpur Power Generations Limited are the subsidiaries of the Company having 99.40%, 99.145% and 99.90% holding in paid up capital respectively.

The principal activity of the Company is to set up power plants for generation and supply of electricity.

2. Basis of preparation of the financial statements

The financial statements have been prepared in accordance with International Accounting Standards (IAS) 34: Interim Financial Reporting and relevant guidelines issued by the Bangladesh Securities and Exchange Commission and should be read in conjunction with the consolidated and separate financial statements as at and for the year ended 30 June 2024, the year for which the last full financial statements were prepared.

These financial statements have been prepared in accordance with International Financial Reporting Standards (IFRS), the Companies Act 1994, the Securities and Exchange Rules 1987 and other applicable laws in Bangladesh.

These financial statements have been prepared on a going concern basis and under the historical cost convention except for some classes of property, plant and equipment which are measured at revalued amount.

These financial statements are presented in Bangladesh Taka (BDT), which is also the functional currency of the Company. The amounts in these financial statements have been rounded off to the nearest integer. Because of these rounding off, in some instances the totals may not match the sum of individual balances.

3. Significant accounting policies

The same accounting policies and methods of computation have been followed in these condensed interim financial statements as were applied in the preparation of the financial statements as at and for the year ended 30 June 2024.

		31.12.2024 Taka	30.06.2024 Taka
4 Property, plant and equipment			
A. Cost/revaluation			
Opening Balance		1,770,148,382	3,731,543,927
Add: Addition during the period		-	96,654,056
Less: Disposal during the period		1,770,148,382	3,828,197,983
		1,025,265,210	2,058,049,601
		744,883,172	1,770,148,382
(B) Accumulated depreciation			
Opening Balance		812,824,000	1,785,476,065
Add: Charged during the period		632,770	168,807,360
Less: Adjustment for disposal during the period		813,456,769	1,954,283,425
		806,630,708	1,141,459,426
		6,826,061	812,824,000
		738,057,111	957,324,382
(C) Written down value (A-B)			
(Schedule of property, plant and equipment is given in Annexure - A)			
4(a) Consolidated Property, plant and equipment			
Doreen Power Generations and Systems Limited	(Note: 4)	738,057,111	957,324,382
Dhaka Northern Power Generations Limited		3,035,851,459	3,123,218,399
Dhaka Southern Power Generations Limited		2,683,872,454	2,778,443,589
Chandpur Power Generations Limited		5,814,054,855	6,070,777,038
		12,271,835,879	12,929,763,407
5 Right of Use (ROU) Assets			
(A) Valuation			
Opening Balance		7,588,936	7,588,936
Add: Addition during the year		-	-
		7,588,936	7,588,936
(B) Accumulated depreciation			
Opening Balance		5,837,641	4,670,113
Add: Charged during the year		583,764	1,167,528
		6,421,405	5,837,641
		1,167,531	1,751,295
(C) Written down value (A-B)			
5(a) Right of Use (ROU) Assets			
Doreen Power Generations and Systems Limited		1,167,531	1,751,295
Dhaka Southern Power Generations Limited		18,674,257	21,786,632
		19,841,788	23,537,927
6 Investments			
Investment in Rupali Engineers and Traders Ltd.		26,000	26,000
Investment in Subsidiaries	(Note: 6.1)	3,908,950,000	3,908,950,000
Investment in FDR		-	-
		3,908,976,000	3,908,976,000
6.1 Investments in subsidiaries			
Dhaka Northern Power Generations Limited		977,100,000	977,100,000
Dhaka Southern Power Generations Limited		684,100,000	684,100,000
Chandpur Power Generations Limited		2,247,750,000	2,247,750,000
		3,908,950,000	3,908,950,000
6(a) Consolidated investments			
Doreen Power Generations and Systems Limited	(Note: 6)	3,908,976,000	3,908,976,000
Dhaka Northern Power Generations Limited		-	-
Dhaka Southern Power Generations Limited		31,705,225	688,898
Chandpur Power Generations Limited		-	-
		3,940,681,225	3,909,664,898
Less: Investment in subsidiaries	(Note: 6.1)	3,908,950,000	3,908,950,000
		31,731,225	714,898

	31.12.2024 Taka	30.06.2024 Taka
7 Inventories		
Spare parts	91,622,643	91,622,643
Lube oil	-	-
	91,622,643	91,622,643

Movement of Inventory items is given below:

Inventory	Balance as at 01 July 2024	Purchase during the year	Consumption during the year	Balance as at 31 Dec 2024
Spare parts	91,622,643	-	-	91,622,643
Total	91,622,643	-	-	91,622,643

7(a) Consolidated inventories

Doreen Power Generations and Systems Limited	(Note: 7)	91,622,643	91,622,643
Dhaka Northern Power Generations Limited		901,940,116	1,199,955,510
Dhaka Southern Power Generations Limited		657,851,812	620,065,061
Chandpur Power Generations Limited		1,155,815,210	756,522,523
		2,887,229,781	2,668,165,744

8 Trade and other receivables

Bangladesh Power Development Board (BPDB)	265,985,596	265,985,596
Bangladesh Rural Electrification Board (BREB)	39,813,913	39,813,913
Ropushi Bangla Group	37,700,000	-
Trust Marine Services	77,850,000	-
	421,349,509	305,799,509

8(a) Consolidated trade and other receivables

Doreen Power Generations and Systems Limited	(Note: 8)	421,349,509	305,799,509
Dhaka Northern Power Generations Limited		1,516,877,837	1,164,115,287
Dhaka Southern Power Generations Limited		1,540,111,152	1,261,508,195
Chandpur Power Generations Limited		2,955,801,271	2,957,738,534
		6,434,139,769	5,689,161,525

9 Advance, deposits and prepayments of the Company

Advance	(Note: 9.1)	3,392,016	3,090,455
Deposits	(Note: 9.2)	12,713,703	17,733,987
		16,105,719	20,824,442

9.1 Advance

Advances to staff and others	1,679,024	1,507,516
Advance income tax	1,712,992	1,582,939
	3,392,016	3,090,455

9.2 Deposits

Falcon Securities Limited	133,733	133,733
Palli Bidhut_Narshingdi	72,000	72,000
Margin on bank guarantee	12,007,970	17,028,254
Security deposit to Central Depository Bangladesh Ltd. (CDBL)	500,000	500,000
	12,713,703	17,733,987

9(a) Consolidated advance, deposits and prepayments

Doreen Power Generations and Systems Limited	(Note: 9)	16,105,719	20,824,442
Dhaka Northern Power Generations Limited		17,568,150	9,108,070
Dhaka Southern Power Generations Limited		23,270,291	14,397,667
Chandpur Power Generations Limited		41,729,465	36,145,555
		98,673,626	80,475,734

	31.12.2024 Taka	30.06.2024 Taka
10 Current A/C (Receivable) with subsidiaries and sister concerns		
Asian Entech Power Corporations Ltd.	11,720	11,720
Doreen Power House and Technologies Ltd.	2,537,397,766	2,441,881,927
Manikgonj Power Generations Limited	3,024,000	224,000
	2,540,433,486	2,442,117,647
10(a) Consolidated current A/C with subsidiaries and sister concerns		
Doreen Power Generations and Systems Limited (Note: 10)	2,540,433,486	2,442,117,647
Dhaka Northern Power Generations Limited	2,010,337,597	1,933,764,347
Chandpur Power Generations Ltd.	1,171,072,599	1,213,552,000
Dhaka Southern Power Generations Limited	1,732,855,694	1,802,932,389
	7,757,699,376	7,392,366,383
Less: Inter-Company balances	4,204,064,864	4,073,439,264
	3,553,634,512	3,318,927,118
11 Cash and bank balance		
Cash in hand	56,470	652,229
Cash at bank (Note: 11.1)	40,503,096	2,970,732
	40,559,566	3,622,961
11(a) Consolidated cash and bank balance		
Doreen Power Generations and Systems Limited (Note: 11)	40,559,566	3,622,961
Dhaka Northern Power Generations Limited	37,069,810	6,478,677
Dhaka Southern Power Generations Limited	135,205,649	9,745,038
Chandpur Power Generations Limited	164,004,662	21,107,272
	376,839,688	40,953,948
12 Share capital		
Authorized capital		
200,000,000 ordinary shares of Taka 10 each	2,000,000,000	2,000,000,000
Issued, subscribed and paid up capital		
60,000,000 ordinary shares issued for cash	600,000,000	600,000,000
20,000,000 ordinary shares issued through IPO	200,000,000	200,000,000
16,000,000 ordinary shares issued as Stock dividend for year 2015-16	160,000,000	160,000,000
9,600,000 ordinary shares issued as Stock dividend for year 2016-17	96,000,000	96,000,000
10,560,000 ordinary shares issued as Stock dividend for year 2017-18	105,600,000	105,600,000
15,100,800 ordinary shares issued as Stock dividend for year 2018-19	151,008,000	151,008,000
13,126,080 ordinary shares issued as Stock dividend for year 2019-20	131,260,800	131,260,800
17,326,425 ordinary shares issued as Stock dividend for year 2020-21	173,264,250	173,264,250
19,405,596 ordinary shares issued as Stock dividend for year 2021-22	194,055,960	194,055,960
	1,811,189,010	1,811,189,010
13 Share premium		
Share Premium 20,000,000 shares issued @ Tk.19 premium in 2015-16	380,000,000	380,000,000
Less: IPO expenses	18,150,111	18,150,111
	361,849,889	361,849,889
14 Retained earnings		
Opening Balance	582,053,273	1,167,989,180
Net Profit for the year	(44,061,639)	(548,716,028)
Add: Revaluation surplus realized (Note:15)	-	29,307,573
Cash dividend declared for the year (10 % & 11%)	(60,479,502)	(66,527,452)
	477,512,132	582,053,273
14(a) Consolidated retained earnings		
Opening Balance	6,692,184,716	6,401,925,205
Add: Net Profit for the year	363,626,284	327,479,390
Revaluation surplus realized	-	29,307,573
Cash dividend declared for the year (10 % & 11%)	(60,479,502)	(66,527,452)
	6,995,331,499	6,692,184,716

	31.12.2024	30.06.2024
	Taka	Taka
15 Revaluation surplus		
Opening Balance	112,723,917	566,963,967
Add: Addition during the year for revaluation gain on land	-	96,654,056
Total Revaluation surplus	112,723,917	663,618,023
Less: Transfer to retained earnings for depreciation on revalued value of assets	-	(29,307,573)
Adjustment for impairment loss on building and power plants	-	(502,772,947)
Adjustment for deferred tax against Revaluation Surplus of Land	-	(18,813,586)
	112,723,917	112,723,917
16 Non- controlling interest		
Dhaka Southern Power Generations Limited (Note: 16.1)	33,839,292	31,762,806
Dhaka Northern Power Generations Limited (Note: 16.2)	23,867,967	23,204,220
Chandpur Power Generations Limited (Note: 16.3)	2,551,663	2,494,637
	60,258,922	57,461,664
16.1 Dhaka Southern Power Generations Limited		
Paid up capital	793,500,000	793,500,000
Retained earnings	3,163,871,256	2,921,035,736
Total net assets	3,957,371,256	3,714,535,736
Non-controlling interest @ 0.8551%	33,839,292	31,762,806
16.2 Dhaka Northern Power Generations Limited		
Paid up capital	1,130,450,000	1,130,450,000
Retained earnings	2,847,544,424	2,736,920,053
Total net assets	3,977,994,424	3,867,370,053
Non-controlling interest @ 0.60%	23,867,967	23,204,220
16.3 Chandpur Power Generations Limited		
Paid up capital	2,250,000,000	2,250,000,000
Retained earnings	301,662,607	244,637,316
Total net assets	2,551,662,607	2,494,637,316
Non-controlling interest @ 0.10%	2,551,663	2,494,637
17(a) Consolidated long term loan -net off current maturity		
Doreen Power Generations and Systems Limited	-	-
Dhaka Northern Power Generations Limited	516,815,906	688,883,724
Dhaka Southern Power Generations Limited	811,963,065	895,874,521
Chandpur Power Generations Limited	3,833,640,963	4,056,887,924
	5,162,419,933	5,641,646,169
18 Land lease liability net of current maturity		
Opening Lease Liability	2,061,724	3,292,483
Add: Interest charged during the year	92,778	269,241
	2,154,502	3,561,724
Less: Payment made during the year	750,000	1,500,000
Closing Lease Liability	1,404,502	2,061,724
Less: Current portion of lease liability	-	1,500,000
	1,404,502	561,724
18(a) Consolidated lease liability		
Doreen Power Generations and Systems Limited	1,404,502	561,724
Dhaka Southern Power Generations Limited	14,617,003	18,018,340
	16,021,505	18,580,064
19(a) Consolidated deferred revenue		
Doreen Power Generations and Systems Limited	-	-
Chandpur Power Generations Limited	179,477,130	179,477,130
	179,477,130	179,477,130

	31.12.2024 Taka	30.06.2024 Taka
20 Deferred tax liability		
Deferred tax relating to component of profit and loss	10,741,525	10,741,525
Deferred tax relating to component of other comprehensive income	19,892,456	19,892,456
	30,633,981	30,633,981
21 Assets retirement obligation		
Opening balance	2,500,000	2,500,000
Add: Addition during the year	-	-
	2,500,000	2,500,000
22 Trade payables of the Company		
Gas bill payable to Titas Gas Transmission Limited	315,486,471	343,973,492
Gas bill payable to Bakhrabad Gas Systems Limited	346,062,486	361,881,410
Lubricant bill payable	(9,814)	-
	661,539,143	705,854,902
22(a) Consolidated trade payables		
Doreen Power Generations and Systems Limited	661,539,143	705,854,902
Dhaka Northern Power Generations Limited	2,484,491	12,922,800
Dhaka Southern Power Generations Limited	-	-
Chandpur Power Generations Limited	101,027,068	14,311,185
	765,050,703	733,088,887
23(a) Consolidated current portion of long term loan		
Doreen Power Generations and Systems Limited	-	-
Dhaka Northern Power Generations Limited	259,381,230	288,376,689
Dhaka Southern Power Generations Limited	202,160,537	199,041,461
Chandpur Power Generations Limited	462,331,854	455,493,362
	923,873,621	942,911,511
24 Current portion of lease liability of the Company	-	1,500,000
24(a) Consolidated current portion of lease liability		
Doreen Power Generations and Systems Limited	-	1,500,000
Dhaka Southern Power Generations Limited	9,257,500	9,257,500
	9,257,500	10,757,500
25 Current A/c (Payable) with subsidiaries and sister concerns		
Chandpur Power Generations Limited	1,304,616,805	1,184,116,805
Dhaka Northern Power Generations Limited	1,528,611,338	1,584,261,338
Dhaka Southern Power Generations Limited	1,370,836,721	1,305,061,121
	4,204,064,864	4,073,439,264
25(a) Consolidated current A/c (Payable) with subsidiaries and sister concerns		
Doreen Power Generations and Systems Limited	4,204,064,864	4,073,439,264
Dhaka Northern Power Generations Limited	-	-
Chandpur Power Generations Ltd.	-	-
Dhaka Southern Power Generations Limited	-	-
	4,204,064,864	4,073,439,264
Less: Inter-Company balances	4,204,064,864	4,073,439,264
	-	-
26(a) Consolidated short term loan		
Doreen Power Generations and Systems Limited	-	-
Dhaka Northern Power Generations Limited	2,740,740,789	2,473,225,623
Dhaka Southern Power Generations Limited	1,734,100,333	1,614,086,406
Chandpur Power Generations Limited	4,232,634,348	3,598,601,196
	8,707,475,469	7,685,913,224

		31.12.2024 Taka	30.06.2024 Taka
27 Consolidated interest payable			
Doreen Power Generations and Systems Limited		-	-
Dhaka Northern Power Generations Limited		77,692,336	81,078,141
Dhaka Southern Power Generations Limited		51,596,578	24,095,272
Chandpur Power Generations Limited		129,935,419	142,248,883
		259,224,333	247,422,295
28 Unclaimed dividend			
Payable for 2021		504,259	584,259
Payable for 2022		438,881	438,881
Payable for 2023		488,169	563,005
Payable for 2024		60,479,502	-
		61,990,810	1,586,145
29 Liabilities for expenses and others			
Salary and allowances payable		4,344,976	3,463,543
Land lease rent payable to BREB		375,000	(375,000)
Withholding Tax & VAT payable		1,785,711	1,785,812
Payable to Clark Energy & MAN Energy		349,882	349,882
Audit fee payable		575,000	575,000
Internet and Telephone bill payable		69,533	77,750
Payable to Bhai Bhai & Nahar Enterprise		335,000	508,000
Dormitory expense payable		118,300	118,300
Spare parts bill payable to Khaja Ajmeri		4,412,900	4,412,900
Compensatory benefits payable to employees at golden handshake		16,310,056	33,222,023
C & F bill payable		1,142,971	1,142,971
Coolant bills payable to Aquacare & JTZ Engineering		262,274	262,274
Bill payable to Delcot Ltd.		536,287	1,434,760
Security Service Bill Payable		622,172	191,731
Payable to Active Energy & Feather Line		158,151	158,151
Office rent payable		773,973	83,973
Payable to CDZ Global, Salina Metal & others		55,689	112,432
		32,227,875	47,524,502
29(a) Consolidated liabilities for expenses			
Doreen Power Generations and Systems Limited	(Note: 29)	32,227,875	47,524,502
Dhaka Northern Power Generations Limited		24,112,794	24,749,165
Dhaka Southern Power Generations Limited		41,296,484	34,599,940
Chandpur Power Generations Limited		114,532,310	114,031,063
		212,169,463	220,904,671
30 Provision for income tax			
Opening balance		622,273	440,797
Add: Provision made during the year	(Note: 37)	13,168	181,476
		635,441	622,273
Less: Settlement during the year		-	-
		635,441	622,273
30(a) Consolidated provision for income tax			
Doreen Power Generations and Systems Limited	(Note: 30)	635,441	622,273
Dhaka Northern Power Generations Limited		422,998	34,102
Dhaka Southern Power Generations Limited		1,183,781	58,293
Chandpur Power Generations Limited		236,366	154,863
		2,478,586	869,531

		31.12.2024	30.06.2024
		Taka	Taka
31	Net Asset Value (NAV) Per Share		
	Net Assets (Total Assets- Total Liabilities)	2,763,274,948	2,867,816,089
	Number of ordinary shares outstanding (Denominator)	181,118,901	181,118,901
	(Note: 38.1)	15.26	15.83
		<hr/> <hr/>	<hr/> <hr/>
31(a)	Consolidated Net Asset Value (CNAV) Per Share		
	Net Assets (Total Assets- Total Liabilities)	9,281,094,314	8,977,947,532
	Number of ordinary shares outstanding (Denominator)	181,118,901	181,118,901
	(Note: 38.1)	51.24	49.57
		<hr/> <hr/>	<hr/> <hr/>

	01 Jul 2024 to 31 Dec 2024 Taka	01 Jul 2023 to 31 Dec 2023 Taka	01 Oct 2024 to 31 Dec 2024 Taka	01 Oct 2023 to 31 Dec 2023 Taka
Revenue				
Bangladesh Power Development Board (BPDB)	-	695,738,019	-	288,413,649
Bangladesh Rural Electrification Board (BREB)	-	350,062,560	-	153,345,071
	-	1,045,800,579	-	441,758,720
A&D: Deferred Revenue (Impact of straight-lining by IFRS-16)	-	7,126,526	-	3,280,399
	-	1,052,927,306	-	445,039,119

** No revenue is earned during the period as three power plants of DPGSL are in shut-down condition from 12 November 2023 to 21 December 2023 and 16 February 2024 respectively.

32(a) Consolidated revenue

Dgreen Power Generations and Systems Ltd.	-	1,052,927,306	-	445,039,119
Daka Northern Power Generations Limited	1,786,244,195	1,228,115,066	547,858,191	349,822,226
Daka Southern Power Generations Limited	1,775,330,156	1,330,090,927	523,126,955	496,487,778
Chandpur Power Generations Limited	4,295,314,246	3,421,052,484	1,556,036,768	1,418,218,550
	7,856,888,597	7,032,185,782	2,627,021,914	2,709,567,674

(Note: 32)

** Revenue of DNPGL, DSPGL and CPGL has increased significantly due to increase in demand for electricity.

33 Cost of sales

Gas consumption	630,236	720,821,536	315,118	295,605,845
Direct expenses	1,539,118	151,617,937	727,719	75,136,747
	2,169,354	872,439,473	1,042,837	370,742,592

(Note: 33.1)

** No gas consumption expense incurred during the period except demand charge as all power plants of DPGSL are in shut-down condition from middle of the last year.

33.1 Direct Expenses

Lubricants Expenses	-	13,796,632	-	5,671,202
Direct labor charge	43,820	11,810	18,500	8,300
Spare parts	212,500	20,510,708	67,900	13,024,579
Salaries and allowances	-	29,156,094	-	14,430,794
Operational and maintenance expense	48,030	3,186,258	25,795	1,050,917
Depreciation of right of use of lease land	583,764	583,754	291,382	291,882
Depreciatory expense	69,720	339,016	33,000	173,606
Depreciation	581,284	84,033,656	290,642	40,485,467
	1,539,118	151,617,937	727,719	75,136,747

33(a) Consolidated cost of sales

Doreen Power Generations and Systems Ltd.
Dhaka Northern Power Generations Limited
Dhaka Southern Power Generations Limited
Chandpur Power Generations Limited

(Note: 33)

	01 Jul 2024 to 31 Dec 2024 Taka	01 Jul 2023 to 31 Dec 2023 Taka	01 Oct 2024 to 31 Dec 2024 Taka	01 Oct 2023 to 31 Dec 2023 Taka
	2,169,354	872,439,473	1,042,837	370,742,592
	1,358,213,975	896,240,588	365,818,924	260,726,579
	1,321,665,745	948,984,547	331,552,153	328,287,086
	3,418,947,475	2,605,484,350	1,081,227,195	988,077,091
	6,100,996,549	5,323,148,958	1,783,641,109	1,947,833,348

** Cost of sales of DNPGL, DSPGL and CPGL has increased significantly in current year for increase in electricity generation due to increase in demand for electricity.

34 General and administrative expenses

Salaries and allowances
Director's remuneration
Utility bills
Advertisement expense
BERC license fee
Car fuel expenses
Car maintenance expense
Carrying expenses
Common stock for official use
Corporate social responsibility
DSE, CSE and CDBL annual fee
Entertainment expenses
Environment compliance cost
Fooding expense
Gardening expense
Group insurance premium
Insurance premium-Plant operation
Internet bill
Land rates and taxes
Legal and professional fee
Licenses and other fees
Medical expense
Mobile and telephone bill
Office maintenance
Office rent
Overtime

	12,686,678	4,805,433	6,298,200	2,367,279
	600,000	600,000	300,000	300,000
	200,336	75,578	15,343	41,617
	296,235	184,230	64,860	-
	-	359,400	-	-
	132,825	531,555	87,538	229,508
	12,180	-	-	-
	30,755	144,500	11,540	3,100
	5,061	71,685	1,133	46,635
	150,000	200,000	150,000	200,000
	106,000	106,000	-	-
	205,759	165,247	205,759	-
	-	609,040	-	290,720
	806,443	1,781,632	87,436	922,935
	1,765	8,935	200	4,345
	265,313	348,889	-	-
	-	1,853,481	-	860,856
	140,520	151,670	70,935	82,085
	-	197,485	-	45,000
	575,000	-	575,000	-
	21,960	78,220	-	53,723
	460	10,437	-	4,218
	175,313	283,058	68,942	146,696
	81,890	250,661	38,866	109,075
	690,000	690,000	45,000	345,000
	61,040	139,385	30,360	57,090

	01 Jul 2024 to 31 Dec 2024 Taka	01 Jul 2023 to 31 Dec 2023 Taka	01 Oct 2024 to 31 Dec 2024 Taka	01 Oct 2023 to 31 Dec 2023 Taka
Postage	5,797	36,471	1,390	12,800
Printing expense	190,300	135,400	190,300	135,400
Repair and maintenance	-	96,541	-	-
Surcharge on gas bill	4,411,530	8,302,813	4,411,530	3,011,654
Security Services Expense	1,253,692	-	622,172	-
Travelling and conveyance allowance	151,477	146,133	30,865	74,115
Uniform allowance	-	14,770	-	9,170
Depreciation	51,485	115,374	20,854	57,687
	23,309,814	22,494,023	13,928,223	9,410,708

34(a) Consolidated general and administrative expenses

Doreen Power Generations and Systems Ltd.	23,309,814	22,494,023	13,928,223	9,410,708
Dhaka Northern Power Generations Limited	21,104,637	20,115,281	10,866,776	10,098,142
Dhaka Southern Power Generations Limited	24,884,322	27,907,611	12,306,116	12,578,026
Chandpur Power Generations Limited	32,732,027	68,468,297	15,373,423	21,524,181
	102,030,800	138,985,211	52,474,539	53,811,057

(Note: 34)

** General and admin expenses of CPGL has decreased significantly due to decrease of liquidity damage expense in current year compared to last year.

35 Finance expenses

Bank guarantee commission	192,093	727,244	-	548,618
Bank charge	256,079	387,038	243,946	348,838
Interest on loan	-	88,994,947	-	51,465,809
Foreign exchange gain/ (loss)	452,375	700,184	452,375	590,834
Unwinding discount on lease arrangement	92,778	148,162	46,389	74,081
	993,325	90,957,574	742,710	53,028,179

35(a) Consolidated finance expenses

Doreen Power Generations and Systems Ltd.	993,325	90,957,574	742,710	53,028,179
Dhaka Northern Power Generations Limited	297,326,484	216,186,798	173,738,553	83,954,633
Dhaka Southern Power Generations Limited	188,911,765	178,021,302	89,374,637	68,484,884
Chandpur Power Generations Limited	786,824,326	568,153,126	433,696,646	315,379,016
	1,274,055,899	1,053,318,800	697,552,546	520,846,713

(Note: 35)

** Finance expense of DNPGL & CPGL has increased significantly for increase in interest expense and foreign exchange loss due to interest rate increase and depreciation of BDT against USD compared to last year.

	01 Jul 2024 to 31 Dec 2024 Taka	01 Jul 2023 to 31 Dec 2023 Taka	01 Oct 2024 to 31 Dec 2024 Taka	01 Oct 2023 to 31 Dec 2023 Taka
36 Non-operating income	58,525	203,510	(39,525)	(11,479)
Interest income from deposit with bank				
36.1 Loss on sale of non-current assets of plants				
Book value of non-current assets sold	218,634,502	-	-	-
Sales proceeds of non-current assets sold	201,000,000	-	-	-
	17,634,502			
36(a) Consolidated non-operating income				
Doreen Power Generations and Systems Ltd.	58,525	203,510	(89,525)	(11,479)
Dhaka Northern Power Generations Limited	1,414,167	67,700	722,834	67,700
Dhaka Southern Power Generations Limited	4,092,684	60,205	4,078,599	51,911
Chandpur Power Generations Limited	296,376	239,730	133,432	227,314
	5,861,752	571,205	4,845,340	335,446
37 Current tax expense				
Taxable income	58,525	203,510	(89,525)	(11,479)
Provision for tax on interest income & gain on car sale @ 22.50%	13,168	45,750	(20,143)	(2,583)
Shortfall/(excess) in provision for last year	-	-	-	-
	13,168	45,750	(20,143)	(2,583)
37.1 Reconciliation of effective tax rate				
Profit before tax	(44,048,470)	67,239,755	(15,803,296)	1-,846,160
Income tax expense	13,168	45,750	(20,143)	(2,583)
Effective tax rate	-0.03%	0.07%	-0.01%	-0.02%
Regular tax rate of the company	22.50%	22.50%	22.50%	22.50%
Effect of business loss/exemption	-13.52%	-22.43%	-22.37%	-22.52%
Effect of loss on non-current assets slae	-9.01%	0.00%	0.00%	0.00%
Effect of disallowances and others adjustment	0.00%	0.00%	0.00%	0.00%
Effective tax rate	-0.03%	0.07%	0.13%	-0.02%

(Note: 36)

	01 Jul 2024 to 31 Dec 2024 Taka	01 Jul 2023 to 31 Dec 2023 Taka	01 Oct 2024 to 31 Dec 2024 Taka	01 Oct 2023 to 31 Dec 2023 Taka
37(a) Consolidated income tax expense				
Doreen Power Generations and Systems Ltd.	13,168	45,790	(20,143)	(2,583)
Dhaka Northern Power Generations Limited	388,896	20,310	198,779	20,310
Dhaka Southern Power Generations Limited	1,125,488	1,307,198	1,121,615	15,573
Chandpur Power Generations	81,503	494,092	36,694	68,194
	1,609,056	1,867,389	1,336,945	101,495

(Note: 37)

38 Earning per share

Net Profit attributable to the ordinary shareholders (Tk.)
 Weighted average number of shares outstanding
 Basic Earning per share (EPS) (Tk.)

	(44,061,639)	67,193,955	(15,783,152)	11,848,743
	181,118,901	181,118,901	181,118,901	181,118,901
	(0.24)	0.37	(0.09)	0.07

(Note: 38.1)

** EPS has decreased because no sales revenue is earned during the reporting period as all the plants were in shut-down condition from middle of the last year after expiry of PPAs 15 years tenure.

38.1 Weighted average number of shares outstanding

No. of shares outstanding as on 01 July 2024
 Bonus shares issued in 2024 for Income Year (IY) 2023-24
 Weighted average number of shares outstanding during the period

	181,118,901	181,118,901	181,118,901	181,118,901
	-	-	-	-
	181,118,901	181,118,901	181,118,901	181,118,901

** No bonus share is issued during 2024 for income year 2023-2024.

38.2 Diluted earnings per share

No diluted earnings per share is required to be calculated for the periods presented as there is no dilutive potential ordinary shares.

39(a) Consolidated earnings per share

Net Profit attributable to the ordinary shareholders (Tk.)
 Weighted average number of shares (Nos.)
 Earning Per Share (EPS) (Tk.)

	363,626,284	513,196,938	96,078,561	186,502,097
	181,118,901	181,118,901	181,118,901	181,118,901
	2.01	2.83	0.53	1.03

(Note: 38.1)

** EPS has decreased because of significant increase in finance cost of subsidiary companies for increase of interest rate on bank loans as well as increased exchange loss for devaluation of BDT against US Dollar.

	01 Jul 2024 to 31 Dec 2024 Taka	01 Jul 2023 to 31 Dec 2023 Taka
39 Net Operating Cash Flow Per Share (NOCFPS)		
Net operating cash flows	(80,806,844)	361,060,149
Weighted average number of ordinary shares	181,118,901	181,118,901
	<u>(0.45)</u>	<u>1.99</u>

(Note: 38.1)

**NOCFPS has decreased because no revenue bill was received from customers (BPDB and BREB) during the reporting period but had to pay for general and admin expenses.

39(a) Consolidated Net Operating Cash Flow Per Share (CNOCFPS)

Net operating cash flows	75,182,426	(281,304,595)
Weighted average number of ordinary shares	181,118,901	181,118,901
	<u>0.42</u>	<u>(1.55)</u>

(Note: 38.1)

**CNOCFPS has increased due to increase in receipt of revenue bills from customer (BPDB) during the reporting period compared to last period.

	01 Jul 2024 to 31 Dec 2024 Taka	01 Jul 2023 to 31 Dec 2023 Taka
40 Reconciliation of net profit with cash flow from operating activities		
Net profit after income tax	(44,061,639)	67,193,955
Adjustment for:		
Depreciation	632,770	84,149,030
Depreciation of right of use of lease land	583,764	583,764
Interest income from bank deposits	(58,525)	(697,343)
Loss/(Gain) on sale of non-current asset	17,634,502	-
Finance expense-Unwinding discount on lease arrangement	92,778	148,162
Changes in:		
Inventories	-	(16,087,261)
Trade and other receivables	-	(128,170,359)
Advance, deposit and prepayments	4,718,723	1,883,222
Deferred revenue	-	(7,126,326)
Lease liabilities	(750,000)	(750,000)
Trade payable	(44,315,758)	357,139,847
Liabilities for expenses and others	(15,296,627)	2,747,670
Provision for income tax	13,168	45,790
Net cash flow from operating activities	(80,806,844)	361,060,149

40(a) Consolidated reconciliation of net profit with cash flow from operating activities		
Net profit after income tax	366,423,542	515,436,629
Adjustment for:		
Depreciation	454,725,256	538,741,748
Depreciation of right of use of lease land	3,696,139	3,696,139
Interest income from bank deposits	(2,881,808)	(1,047,119)
Loss/(Gain) on sale of non-current asset	17,634,502	-
Finance expense-Unwinding discount on lease arrangement	1,320,191	1,662,206
Unrealized foreign exchange loss	64,631,211	101,420,665
Changes in:		
Inventories	(219,064,037)	(779,318,943)
Trade and other receivables	(629,428,244)	(1,403,178,950)
Advance, deposit and prepayments	(18,197,892)	2,857,957
Deferred revenue	-	31,733,727
Lease liabilities	(5,378,750)	(5,378,750)
Trade payable	31,961,816	379,387,605
Interest payable	11,802,038	288,150,063
Liabilities for expenses and others	(3,670,594)	44,376,332
Provision for income tax	1,609,056	156,098
Net cash flow from operating activities	75,182,426	(281,304,595)

41 Related party transactions

During the year, the company carried out a number of transactions with related parties the normal course of business. The name of the related parties and nature of these transactions have been set out in accordance with the provisions of IAS-24: Related Party Disclosure.

a) Transactions with key management personnel

Loans to directors

During the period/year, no loan was given to the directors of the Company.

01 Jul 2024 to 31 Dec 2024 Taka	01 Jul 2023 to 31 Dec 2023 Taka
---------------------------------------	---------------------------------------

Key management personnel compensation

Key management personnel compensation comprised the following:

Remuneration (Short-term benefit)

<u>600,000</u>	<u>300,000</u>
----------------	----------------

Key management personnel includes the Company's directors. Compensation includes salaries and other non-cash benefits.

b) Other related party transactions of the Company:

Name of Parties	Relationship	Nature of transaction	Net transaction during the period	Outstanding as on 31.12.2024	Outstanding as on 30.06.2024
Asian-Entech Power Corporation Ltd.	Parent Company	Temporary Loan	-	11,720	11,720
Manikgonj Power Generations Limited	Sister Concern	Temporary Loan	2,800,000	3,024,000	224,000
Chandpur Power Generations Limited	Subsidiary Company	Temporary Loan	(120,500,000)	(1,304,616,805)	(1,184,116,805)
Dhaka Northern Power Generations Ltd.	Subsidiary Company	Temporary Loan	55,650,000	(1,528,611,338)	(1,584,261,338)
Dhaka Southern Power Generations Ltd.	Subsidiary Company	Temporary Loan	(65,775,600)	(1,370,836,721)	(1,305,061,121)
Doreen Power House & Technologies Ltd.	Sister Concern	Temporary Loan	95,515,839	2,537,397,766	2,441,881,927
Total			(32,309,761)	(1,663,631,378)	(1,631,321,617)

* Positive figure indicates debit balance(receivable) and negative figure indicates credit balance(payables) of current A/c.

Doreen Power Generations and Systems Limited
Schedule of Property, plant and equipment
As at 31 December 2024

Categories of assets	Cost				Depreciation				Written Down Value as at 31 Dec 2024	
	Balance as at 01 July 2024	Addition during the year	Disposal/ adjustment	Balance as at 31 Dec 2024	Rate (%)	Balance as on 01 July 2024	Addition during the year	Disposal/ adjustment		Balance as at 31 Dec 2024
a. Freehold Assets										
Land & land development	83,928,307	-	-	83,928,307	-	-	-	-	-	83,928,307
Building and premises	58,247,295	-	34,995,925	23,251,370	5%	-	581,284	-	581,284	22,670,086
Office decoration & renovation	194,387	-	-	194,387	20%	155,510	19,439	-	174,945	19,439
Power plant	682,413,174	-	183,638,577	498,774,597	15%	-	-	-	-	498,774,597
Machine overhauling	806,630,708	-	806,630,708	-	20%	806,630,708	-	805,630,708	-	-
Furniture and fixture	222,701	-	-	222,701	20%	152,126	22,270	-	174,395	48,305
Office and electrical equipment	736,654	-	-	736,654	20%	726,877	9,777	-	736,655	-
Office car/vehicle	5,158,783	-	-	5,158,783	20%	5,158,779	-	-	5,158,779	4
Sub Total	1,637,532,009	-	1,025,265,210	612,266,799		812,824,000	632,770	806,630,708	6,826,061	605,440,738
b. Revalued Assets										
Land and land development	132,616,373	-	-	132,616,373		-	-	-	-	132,616,373
Sub Total	132,616,373	-	-	132,616,373		-	-	-	-	132,616,373
Grand Total as of 31 Dec 2024	1,770,148,382	-	1,025,265,210	744,883,172		812,824,000	632,770	806,630,708	6,826,061	738,057,111
Grand Total as of 30 June 2024	3,731,543,927	96,654,056	2,058,049,601	1,770,148,382		1,785,476,065	168,807,360	1,141,459,426	812,824,000	957,324,382

a) Depreciation of Building & premises, Power plant and Machine overhauling have been charged as direct expenses

b) Other depreciation has been charged as administrative expenses

581,284

51,485

632,770